



TRG30R V SERIES 30 WATT AC-DC INTERCHANGEABLE PLUG SWITCHING ADAPTER

Features

- Universal Input Range 90~264Vac
- High Efficiency up to 88%
- Interchangeable AC Plugs
- Leakage Current < 0.25mA
- Class II
- No Load Power Consumption < 75mW
- Approval IEC/EN/UL 62368-1
- Approval EN 55032, FCC CFR 47 Part 15 Class B
- Operating Altitude 5000m
- Over Voltage Protection
- Continuous Short Circuit Protection
- Meets CoC Tier 2 & DoE Level VI



AC Plug Sold Separately



MODEL NUMBER	OUTPUT VOLTAGE	OUTPUT CURRENT	VOLTAGE ACCURACY NOTE1	RIPPLE & NOISE NOTE2	LINE REGULATION NOTE3	LOAD REGULATION NOTE4	%EFF. (Typ.) NOTE5
TRG30R050V	5 V	4.0 A	±2%	50 mV	±1%	±6%	83.7%
TRG30R090V	9 V	3.0 A	±2%	90 mV	±1%	±3%	87.7%
TRG30R120V	12 V	2.5 A	±2%	100 mV	±1%	±2%	87.7%
TRG30R150V	15 V	2.0 A	±2%	100 mV	±1%	±2%	88.0%
TRG30R180V	18 V	1.67 A	±2%	100 mV	±1%	±2%	88.0%
TRG30R240V	24 V	1.25 A	±2%	100 mV	±1%	±2%	88.0%

Note:

1. Voltage accuracy is set at 60% full load.
2. Add a 0.1uF ceramic capacitor and a 10uF E.L. capacitor to output for ripple & noise measuring @20MHz BW.
3. Line regulation is measured from 100V_{ac} to 240V_{ac} with 100% full load.
4. Load regulation is measured from 60% to 100% full load and from 60% to 20% full load (60%±40% full load).
5. Typical efficiency at 230 V_{ac} and 75% full load at 25°C.

PART NUMBER

Series	Output Voltage	AC Plug Type	DC Plug Type	Cable Type	Cable Length	Case Color
TRG30R	XXXV	-XXXX	-XX	E	XX	-XX-BK
30W Switching Adapter	050 : 5V 090 : 9V 120 : 12V 150 : 15V 180 : 18V 240 : 24V	Blank : Sold Separately ASUE : Include 4 Type AC Plug	See Page 6	E : UL1185 with OVP	01 : 720mm 02 : 1220mm 03 : 1800mm 11 : 720mm with Ferrite Core 12 : 1220mm with Ferrite Core 13 : 1800mm with Ferrite Core	Blank: Blue-Black GY-BK: Gray-Black RD-BK: Red-Black

Part Number Example:

TRG30R120V-11E13-GY-BK, 12V_{dc} Output, DC Jack Type, Cable Length 1800mm with Ferrite Core, Case Color Gray-Black

TRG30R120V-ASUE-11E03, 12V_{dc} Output, Include 4 Type AC Plug, DC Jack Type, Cable Length 1800mm, Case Color Blue-Black



TRG30R V Series

TECHNICAL SPECIFICATIONS

(All specifications are typical at nominal input, full load at 25°C unless otherwise noted.)

ABSOLUTE MAXIMUM RATINGS

PARAMETER	NOTES and CONDITIONS	Device	Min.	Typ.	Max.	Units
Input Voltage		All	90		264	V _{ac}
Operating Case Temperature	See Derating Curve	All	-20		60	°C
Storage Temperature		All	-20		85	°C
Operating Altitude		All			5000	m

INPUT CHARACTERISTICS

PARAMETER	NOTES and CONDITIONS	Device	Min.	Typ.	Max.	Units
Operating Voltage Range		All	100		240	V _{ac}
Input Frequency Range		All	47		63	Hz
Maximum Input Current	100% Full load, V _{in} =100V _{ac}	All			0.8	A
Leakage Current		All			0.25	mA
Inrush Current	V _{in} =240V _{ac} , Cold start at 25°C	All		40		A

OUTPUT CHARACTERISTICS

PARAMETER	NOTES and CONDITIONS	Device	Min.	Typ.	Max.	Units
Output Voltage Set Point	V _{in} =115V _{ac} and 230V _{ac} , I _o =60% Full load T _c =25°C	TRG30R050V	4.90	5	5.10	V _{dc}
		TRG30R090V	8.82	9	9.18	
		TRG30R120V	11.76	12	12.24	
		TRG30R150V	14.70	15	15.30	
		TRG30R180V	17.64	18	18.36	
		TRG30R240V	23.52	24	24.48	
Operating Output Current Range	V _{in} =115V _{ac} and 230V _{ac} , T _c =25°C	TRG30R050V			4.0	A
		TRG30R090V			3.0	
		TRG30R120V			2.5	
		TRG30R150V			2.0	
		TRG30R180V			1.67	
		TRG30R240V			1.25	
Holdup Time	V _{in} =115V _{ac}	All		10		ms
Output Voltage Regulation						
Load Regulation	60%±40% Full load change	TRG30R050V			±6	%
		TRG30R090V			±3	
		TRG30R120V			±2	
		TRG30R150V			±2	
		TRG30R180V			±2	
		TRG30R240V			±2	
Line Regulation	V _{in} =100V _{ac} to 240V _{ac}	All			±1	%
Over Voltage Protection	Latch Off	TRG30R050V		7.44		V _{dc}
		TRG30R090V		12.60		
		TRG30R120V		16.30		
		TRG30R150V		19.50		
		TRG30R180V		23.50		
		TRG30R240V		31.50		
Over Current Protection	Auto recovery	All	110		160	%
Short Circuit Protection	Auto recovery	All				



TRG30R V Series

PARAMETER	NOTES and CONDITIONS	Device	Min.	Typ.	Max.	Units
Output Ripple and Noise	1. Add a 0.1uF ceramic capacitor and a 10uF aluminum electrolytic capacitor to output 2. Oscilloscope is 20MHz band width 3. Ambient temperature=25°C	TRG30R050V			50	mV
		TRG30R090V			90	
		TRG30R120V			100	
		TRG30R150V			100	
		TRG30R180V			100	
		TRG30R240V			100	
Load Capacitance	1. $V_{in}=115V_{ac}$ and $230V_{ac}$ 2. Output is max. load 3. Ambient temperature=25°C	TRG30R050V			4000	uF
		TRG30R090V			3000	
		TRG30R120V			2500	
		TRG30R150V			2000	
		TRG30R180V			1670	
		TRG30R240V			1250	
Efficiency	1. $V_{in}=230V_{ac}$ 2. Output is 75% full load 3. Ambient temperature=25°C	TRG30R050V		83.7		%
		TRG30R090V		87.7		
		TRG30R120V		87.7		
		TRG30R150V		88.0		
		TRG30R180V		88.0		
		TRG30R240V		88.0		

ISOLATION CHARACTERISTICS

PARAMETER	NOTES and CONDITIONS	Device	Min.	Typ.	Max.	Units
Input to Output	1 minute	All			3000	V_{ac}
Isolation Resistance	Input to output	All	100			MΩ

FEATURE CHARACTERISTICS

PARAMETER	NOTES and CONDITIONS	Device	Min.	Typ.	Max.	Units
Switching Frequency	Pout=max. rated power	All		65		kHz

GENERAL SPECIFICATIONS

PARAMETER	NOTES and CONDITIONS	Device	Min.	Typ.	Max.	Units
MTBF	$I_o=100\%$; $T_a=25^\circ C$ per MIL-HDBK-217F	All	240			k hours
Humidity	Non-condensing	All			93	% RH
Shock	Meet MIL-STD-810F Table 516.5, Table 516.5-I 10ms, each axis 3 times($\pm X$ 、 $\pm Y$ 、 $\pm Z$ axis)	All		75		g
Vibration	Meet MIL-STD-810F Table 514.5C-VIII, 15~2000Hz, X、Y、Z axis, 1 hour (each axis), Total 3 hrs.	All		4		g
Weight		All		220		g
Dimensions		All	4.243x2.267x1.319 Inches (107.77x57.60x33.50 mm)			
Safety	Class II, IEC 62368-1:2014, EN 62368-1:2014+A11, UL 62368-1					Ed.2.0
EMC Emission	EN 55032:2012+AC:2013, CISPR 32:2013, EN 61000-6-3:2007+A1:2011, Class B EN 61003-3:2013, FCC CFR 47 Part 15					
Conducted Disturbance	EN 55032:2012+AC:2013, CISPR 32:2013, FCC CFR 47 Part 15					Class B
Radiated Disturbance	EN 55032:2012+AC:2013, CISPR 32:2013, FCC CFR 47 Part 15					Class B
Voltage Fluctuations & Flicker	EN 61000-3-3:2013					
EMC Immunity	EN 55024:2010, EN 61000-6-1:2007, EN 61204-3:2000, IEC 61000-4-2, 3, 4, 5, 6, 8, 11					
Electrostatic Discharge (ESD)	IEC 61000-4-2:2008, Air Discharge: $\pm 8kV$, Contact Discharge: $\pm 4kV$					Criteria A
Radio-Frequency, Continuous Radiated Disturbance	IEC 61000-4-3: 2010					Criteria A



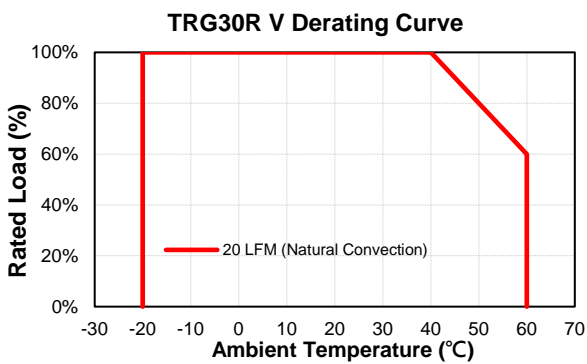
TRG30R V Series

GENERAL SPECIFICATIONS

Electrical Fast Transient (EFT)	IEC 61000-4-4:2012, $\pm 1\text{kV}$	Criteria A
Surge	IEC 61000-4-5:2005, L-N: $\pm 0.5\text{kV}$, $\pm 1\text{kV}$	Criteria A
Conducted disturbances, induced by RF fields	IEC 61000-4-6:2008	Criteria A
Power frequency magnetic field	IEC 61000-4-8:2009	Criteria A
Voltage dips	IEC 61000-4-11:2004, Dips: 30% Reduction, Dips: >95% Reduction	Criteria A
Voltage interruptions	IEC 61000-4-11:2004, >95% reduction	Criteria B
Application Note Link	TRG30R V Series App Notes	

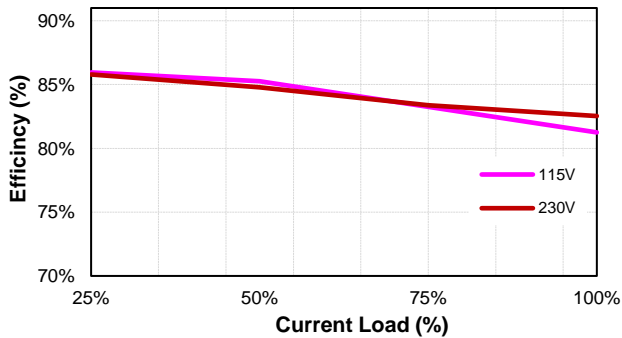
CHARACTERISTIC CURVE

Power Derating Curve

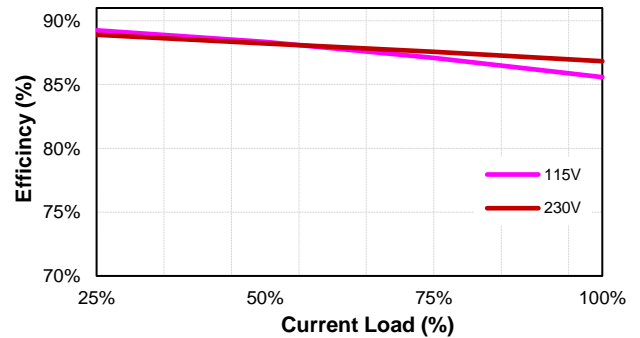


Performance Data

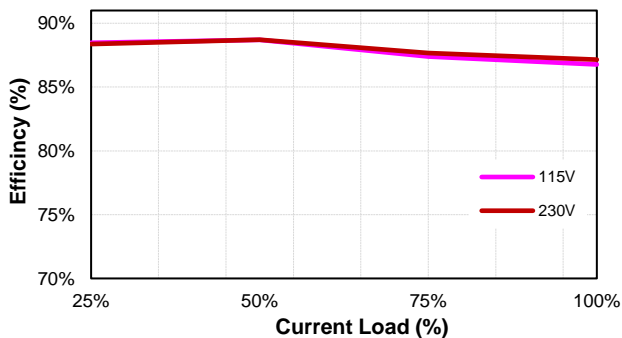
TRG30R050V (Eff Vs Io)



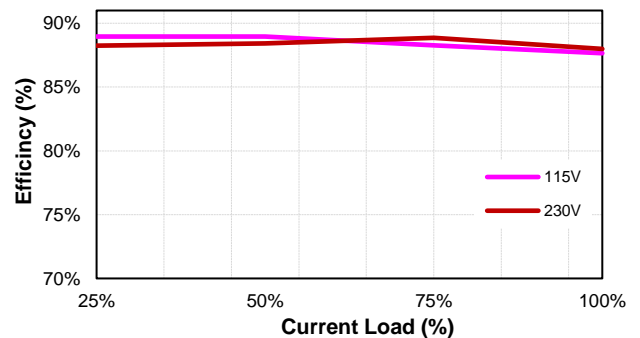
TRG30R090V (Eff Vs Io)



TRG30R120V (Eff Vs Io)



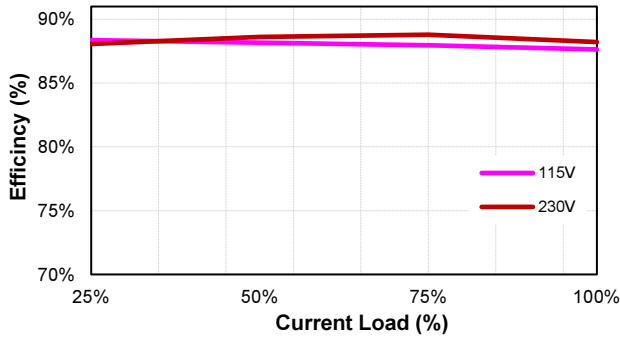
TRG30R150V (Eff Vs Io)



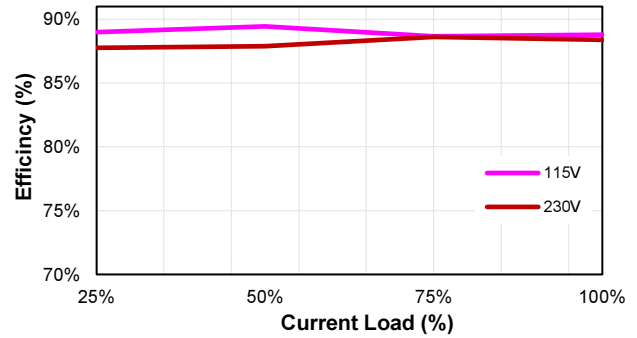


TRG30R V Series

TRG30R180V (Eff Vs Io)



TRG30R240V (Eff Vs Io)



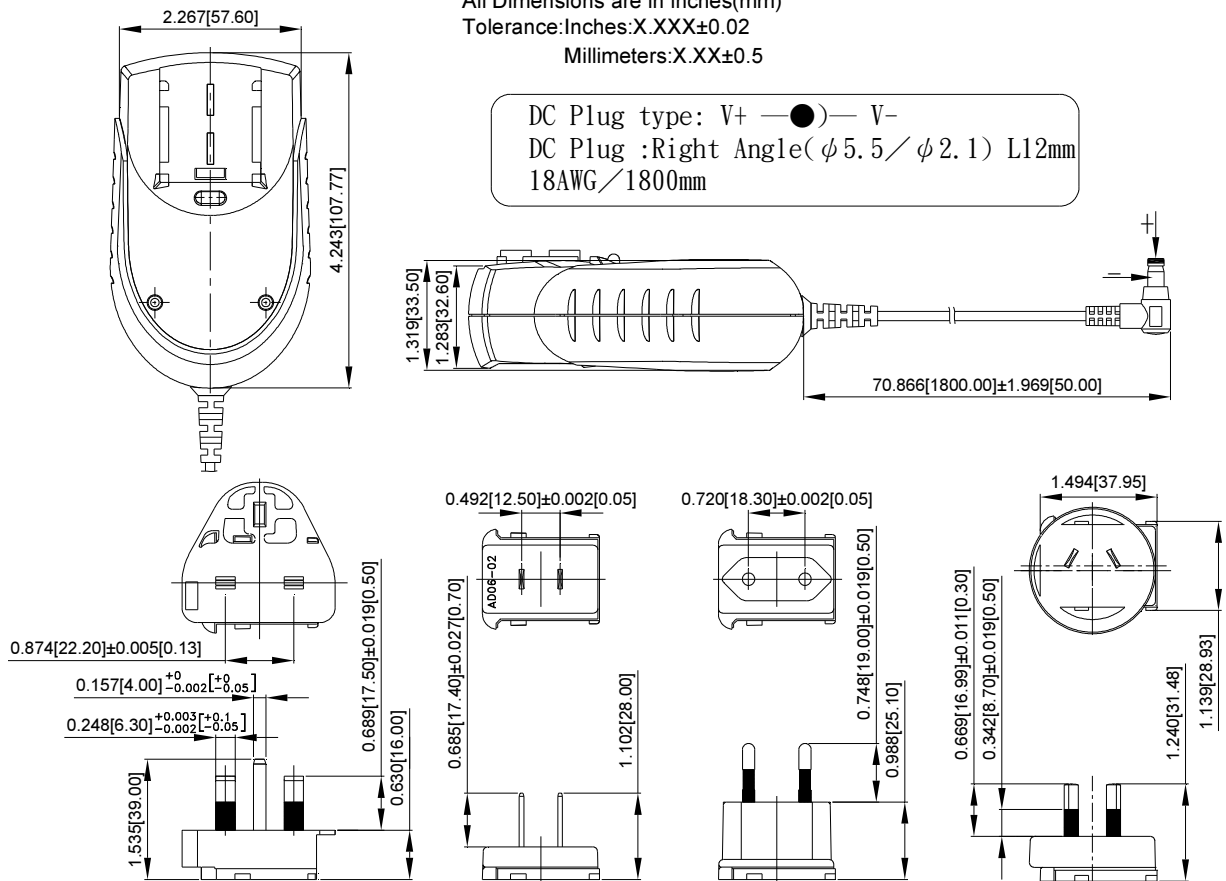
MECHANICAL SPECIFICATION

All Dimensions are in inches(mm)

Tolerance:Inches:X.XXX±0.02

Millimeters:X.XX±0.5

DC Plug type: V+ —●— V-
DC Plug :Right Angle(φ 5.5/φ 2.1) L12mm
18AWG/1800mm



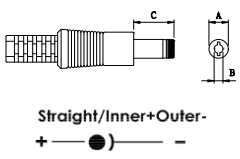
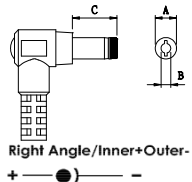
INTERCHANGEABLE AC PLUG SPECIFICALLY for TRG30R V (SOLD SEPARATELY)

TYPE				
ORDER NO.	AC PLUG R1-U	AC PLUGE R1-A	AC PLUGE R1-E	AC PLUGE R1-S



TRG30R V Series

STANDARD OUTPUT PLUG

DC Plug Type	Cable Number -XXXXX	A	B	C	Cable Type	Cable Length	Cable AWG
		OD (mm)	ID (mm)	L (mm)			
 <p>Straight/Inner+Outer- + ● -</p>	11E03	Φ5.5	Φ2.1	12	UL1185	1800mm without Core	16AWG for Vo: 5V, 9V 18AWG for Vo: 12V, 15V, 18V, 24V
	12E03	Φ5.5	Φ2.5	12			
	23E03	Φ5.5	Φ2.1	9.5			
	26E03	Φ5.5	Φ2.5	9.5			
 <p>Right Angle/Inner+Outer- + ● -</p>	01E03	Φ5.5	Φ2.1	12			
	02E03	Φ5.5	Φ2.5	12			
	21E03	Φ5.5	Φ2.5	9.5			
	24E03	Φ5.5	Φ2.1	9.5			

※Other DC Plug Type please refer to the link: <https://www.cincon.com/productdownload/TRG30RV-cable-DC-Plug.pdf>

CINCON Electronics Co. Ltd.
 Add: 14F, No. 306, Sec.4, Hsin Yi Rd., Taipei, Taiwan
 Tel: 886-2-27086210
 Fax: 886-2-27029852
 E-mail: sales@cincon.com.tw
 Web: www.cincon.com