CFM150S SERIES

150 WATT I.T.E
AC-DC POWER SUPPLY
WITH PFC

E176177

Features

* Universal Input 90-264Vac
* 2”x 4” Open Frame Compact Size
* 120W with Natural Convection
* 150W with Base Cooling
* No Load Input Power Consumption<150mW
* Active PFC Function
* High Efficiency up to 94%
* Continuous Short Circuit Protection
* Meets IEC/EN60335-1/60601-1
* EMI Safety Meets Class I & Class II
* Operating Altitude 5000m



Ordering information

CFM150SXXX - X

Blank

B: Base Cooling

MODEL	OUTPUT VOLTAGE	OUTPUT CURRENT		RIPPLE& NOISE **NOTE 1**	VOLTAGE ACCURACY **NOTE 2**	VOLTAGE ADJ. RANGE	LINE REGULATION **NOTE 3**	LOAD REGULATION **NOTE 4**	% EFF. (Typ.) **NOTE 5**
		Natural Convection	Base Cooling						
CFM150S120	12V	10.0A	12.5A	1%	±1%	±8%	±0.5%	±1%	93%
CFM150S240	24V	5.0A	6.25A	1%	±1%	±8%	±0.5%	±1%	94%
CFM150S280	28V	4.28A	5.35A	1%	±1%	±8%	±0.5%	±1%	94%
CFM150S360	36V	3.33A	4.16A	1%	±1%	±8%	±0.5%	±1%	94%
CFM150S480	48V	2.5A	3.125A	1%	±1%	±8%	±0.5%	±1%	94%

Vitec POWER GmbH
Bahnstraße 65-67/2/2, 2230 Gänserndorf, AUSTRIA
Tel.: +43 (0) 2282 3144, E-Mail: office@vitecpower.com

Specifications

INPUT SPECIFICATIONS:

Voltage ..... 90~264Vac
Frequency ..... 47 to 63Hz
Inrush Current ..... Cold start @25℃100A max. @240Vac
Input Current ..... 100Vac/2A max., 240Vac/0.8Amax.
Leakage Current ..... 100uA max.

OUTPUT SPECIFICATIONS:

Holdup Time ..... 25ms typ.20ms min. @115Vac
Short Circuit Protection ..... Hiccup Mode (Auto Recover)
Over Voltage Protection ..... Latch
Temperature Coefficient ..... ±0.05%/℃

GENERAL SPECIFICATIONS:

Isolation ..... Input to output = 3000VAC
Operating Temperature ..... -30 ~ 80℃ (see derating curve)
-40℃can be Start-Up
Storage Temperature ..... -40 ~ 85℃
Humidity ..... 93% RH max. Non condensing
Switching Frequency ..... 115 KHz Typical
MTBF..... MIL-HDBK-217F, GB, 25℃/115VAC ..... 350Khrs min.
Altitude 5000m
Life Time ..... 26000 hours min.@ 75% load ,40℃
Dimensions ..... 4.00x2.00x1.283 Inches (101.6x50.8x32.6mm)
-B 4.598x2.00x1.362 Inches (116.8x50.8x34.6mm)
Weight CFM150SXXX 200g
CFM150SXXX-B 240g

SAFETY AND EMC:

Emission and Immunity ... EN55032 Class B, FCC Part 15 Class B **(NOTE 7)**
EN61000-3-2, EN61000-3-3, EN61000-6-3, EN61000-6-4
Immunity EN55024, EN61204-3, EN61000-6-1, EN61000-6-2
Safety ..... Class I & Class II , IEC/EN/UL62368-1

CFM150S Series Derating Curve

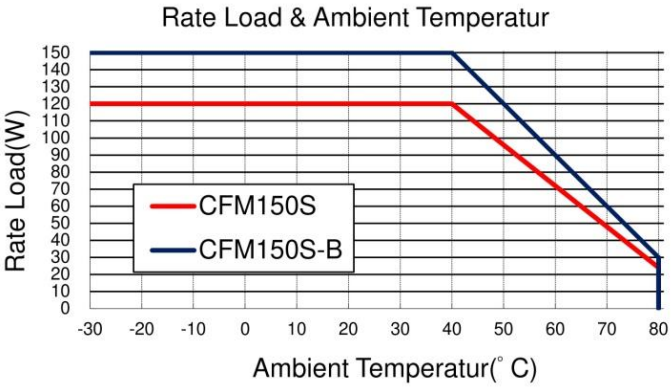

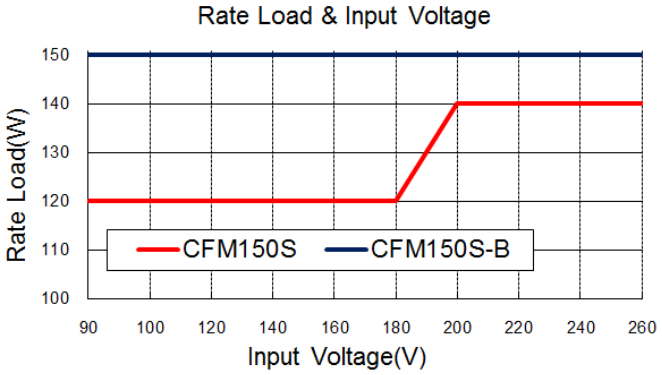

NOTE:

1. Add a 0.1uF ceramic capacitor and a 10uF E.L. capacitor to output for ripple& noise measuring @20MHz BW.
2. Voltage accuracy is set at full load.
3. Line regulation is measured from 100Vac to 240Vac with full load.
4. Load regulation is measured from 10% to 100% full load.
5. Typical efficiency at 230 VAC and full load at 25°C.
6. Standard input and output connectors (CN1 and CN2) wafer with TAIWAN KING PIN TERMINAL PVHI series and mate with JST housing VHR series or equivalent.
7. Class I: Radiation & Conduction Class B
   Class II: Radiation Class A ; Conduction Class B

Mechanical Specification

All Dimensions are in inches[mm]
Tolerance:Inches:X.XXX±0.02
Millimeters:X.XX±0.5

CFM150SXXX

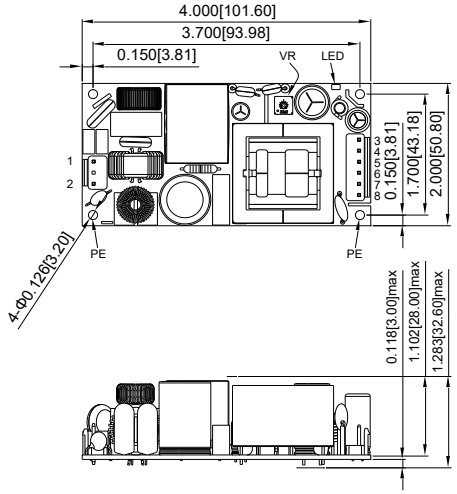

CFM150SXXX-B

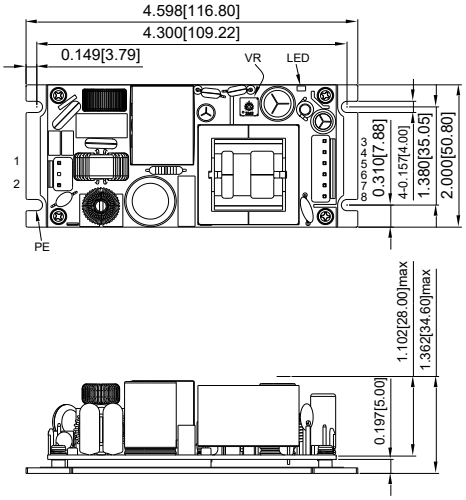

Pin	Function
1	ACL
2	ACN
3	V+
4	V+
5	V+
6	V-
7	V-
8	V-

Typical at 25℃, nominal line and 75% load, unless otherwise Specified

Vitec POWER GmbH
Bahnstraße 65-67/2/2, 2230 Gänserndorf, AUSTRIA
Tel.: +43 (0) 2282 3144, E-Mail: office@vitecpower.com