

CERTIFICATE OF COMPLIANCE

Certificate Number 20140214-E181875
Report Reference E181875-A2-UL
Issue Date 2014-FEBRUARY-14

Issued to: EXCELSYS TECHNOLOGIES LTD
UNIT 27
EASTGATE BUSINESS PARK
LITTLE ISLAND, CO CORK IRELAND



This is to certify that representative samples of Component - Power Supplies for Information Technology Equipment Including Electrical Business Equipment
See Addendum Page

Have been investigated by UL in accordance with the Standard(s) indicated on this Certificate.

Standard(s) for Safety: Information Technology Equipment - Safety - Part 1: General Requirements, UL 60950-1 and CSA C22.2 No. 60950-1-07

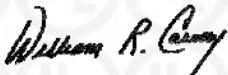
Additional Information: See the UL Online Certifications Directory at www.ul.com/database for additional information

Only those products bearing the UL Recognized Component Marks for the U.S. and Canada should be considered as being covered by UL's Recognition and Follow-Up Service and meeting the appropriate U.S. and Canadian requirements.

The UL Recognized Component Mark for the U.S. generally consists of the manufacturer's identification and catalog number, model number or other product designation as specified under "Marking" for the particular Recognition as published in the appropriate UL Directory. As a supplementary means of identifying products that have been produced under UL's Component Recognition Program, UL's Recognized Component Mark: , may be used in conjunction with the required Recognized Marks. The Recognized Component Mark is required when specified in the UL Directory preceding the recognitions or under "Markings" for the individual recognitions. The UL Recognized Component Mark for Canada consists of the UL Recognized Mark for Canada:  and the manufacturer's identification and catalog number, model number or other product designation as specified under "Marking" for the particular Recognition as published in the appropriate UL Directory.

Recognized components are incomplete in certain constructional features or restricted in performance capabilities and are intended for use as components of complete equipment submitted for investigation rather than for direct separate installation in the field. The final acceptance of the component is dependent upon its installation and use in complete equipment submitted to UL LLC.

Look for the UL Recognized Component Mark on the product.



William R. Carney, Director, North American Certification Programs

UL LLC

Any information and documentation involving UL Mark services are provided on behalf of UL LLC (UL) or any authorized licensee of UL. For questions, please contact a local UL Customer Service Representative at www.ul.com/contactus



CERTIFICATE OF COMPLIANCE

Certificate Number 20140214-E181875
Report Reference E181875-A2-UL
Issue Date 2014-FEBRUARY-14

This is to certify that representative samples of the product as specified on this certificate were tested according to the current UL requirements.

Component Power Supply

Xgen Series

Part Numbering System = Xyz abcdef g k h j for the 6Slot Xgen powerPac units populated with powerMod Modules, and = Xyz abcd g kh j for the 4Slot Xgen powerPac units populated with powerMod Modules, where:

"X" = all Xgen powerPac part numbers start with 'X'

"y" = C, F, H, Q or B for 6 slot units

"y" = L, K or T for 4 slot units

"z" = A, B, C, D or E

"a" = 0, 1, 2, 3, 4, 5, 6, 7, 8, A, B, C, D, E, F, G, H, J, K or L

"b" = 0, 1, 2, 3, 4, 5, 6, 7, 8, A, B, C, D, E, F, G, H, J, K or L

"c" = 0, 1, 2, 3, 4, 5, 6, 7, 8, A, B, C, D, E, F, G, H, J, K or L

"d" = 0, 1, 2, 3, 4, 5, 6, 7, 8, A, B, C, D, E, F, G, H, J, K or L

"e" = 0, 1, 2, 3, 4, 5, 6, 7, 8, A, B, C, D, E, F, G, H, J, K or L

"f" = 0, 1, 2, 3, 4, 5, 6, 7, 8, A, B, C, D, E, F, G, H, J, K or L

"g" = '-', P, C, R or S

'-' = Standard model (nominal voltage)

P = Specific voltage adjustment settings

C = Conformal coating

R = Ruggedized for vibration

S = C + R

"k" = Any alphanumeric character describing customer internal wiring lengths. Where no internal wiring exists and standard IEC appliance inlet is used k=0.

"h" = 0, 1, 2, 3, 4, 5, 6 or 7

0 = Standard model

1 = Thermal signals

2 = Reverse fan

3 = 1 + 2

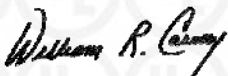
4 = Low leakage

5 = 1 + 4

6 = 2 + 4

7 = 1 + 2 + 4

"j" = Any alphanumeric character. Optional. Logistics use only.



William R. Carney, Director, North American Certification Programs

UL LLC

Any information and documentation involving UL Mark services are provided on behalf of UL LLC (UL) or any authorized licensee of UL. For questions, please contact a local UL Customer Service Representative at www.ul.com/contactus



CERTIFICATE OF COMPLIANCE

Certificate Number 20140214-E181875
Report Reference E181875-A2-UL
Issue Date 2014-FEBRUARY-14

Xgen powerPac Part Numbering System = Xyz g k h j for the 6Slot and 4Slot Xgen powerPacs, where:

“X” = all Xgen powerPac part numbers start with ‘X’

“y” = C, F, H, Q or B for 6 slot units

“y” = L, K or T for 4 slot units

“z” = A, B, C, D or E

“g” = '-', P, C, R or S

'-' = Standard model (nominal voltage)

P = Specific voltage adjustment settings

C = Conformal coating

R = Ruggedized for vibration

S = C + R

“k” = Any alphanumeric character describing customer internal wiring lengths. Where no internal wiring exists and standard IEC appliance inlet is used k=0.

“h” = 0, 1, 2, 3, 4, 5, 6 or 7

0 = Standard model

1 = Thermal signals

2 = Reverse fan

3 = 1 + 2

4 = Low leakage

5 = 1 + 4

6 = 2 + 4

7 = 1 + 2 + 4

“j” = Any alphanumeric character. Optional. Logistics use only.

UltiMod Series Part Numbering System = UX6 abcdef g k h j for the 6Slot UltiMod powerPac units populated with powerMod Modules, and = UX4 abcd g kh j for the 4Slot UltiMod powerPac units populated with powerMod Modules, where:

“a” = 0, 1, 2, 3, 4, 5, 6, 7, 8, A, B, C, D, E, F, G, H, J, K or L

“b” = 0, 1, 2, 3, 4, 5, 6, 7, 8, A, B, C, D, E, F, G, H, J, K or L

“c” = 0, 1, 2, 3, 4, 5, 6, 7, 8, A, B, C, D, E, F, G, H, J, K or L

“d” = 0, 1, 2, 3, 4, 5, 6, 7, 8, A, B, C, D, E, F, G, H, J, K or L

“e” = 0, 1, 2, 3, 4, 5, 6, 7, 8, A, B, C, D, E, F, G, H, J, K or L

“f” = 0, 1, 2, 3, 4, 5, 6, 7, 8, A, B, C, D, E, F, G, H, J, K or L

“g” = '-', P, C, R or S

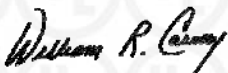
'-' = Standard model (nominal voltage)

P = Specific voltage adjustment settings

C = Conformal coating

R = Ruggedized for vibration

S = C + R



William R. Carney, Director, North American Certification Programs

UL LLC

Any information and documentation involving UL Mark services are provided on behalf of UL LLC (UL) or any authorized licensee of UL. For questions, please contact a local UL Customer Service Representative at www.ul.com/contactus



CERTIFICATE OF COMPLIANCE

Certificate Number 20140214-E181875
Report Reference E181875-A2-UL
Issue Date 2014-FEBRUARY-14

“k” = Any alphanumeric character describing customer internal wiring lengths. Where no internal wiring exists and standard IEC appliance inlet is used k=0.

“h” = 0, 2, 4 or 6

0 = Standard model

2 = Reverse fan

4 = Low leakage

6 = 2 + 4

“j” = Any alphanumeric character. Optional. Logistics use only.

UtiMod powerPac Part Numbering System = UXz g k h j for the 6Slot and 4Slot UtiMod powerPacs, where:

“UX” = all UtiMod powerPac part numbers start with ‘UX’

“z” = 6 or 4

“6” = 6slot UtiMod powerPac

“4” = 4slot UtiMod powerPac

“g” = ‘-’, P, C, R or S

‘-’ = Standard model (nominal voltage)

P = Specific voltage adjustment settings

C = Conformal coating

R = Ruggedized for vibration

S = C + R

“k” = Any alphanumeric character describing customer internal wiring lengths. Where no internal wiring exists and standard IEC appliance inlet is used k=0.

“h” = 0, 2, 4 or 6

0 = Standard model

2 = Reverse fan

4 = Low leakage

6 = 2 + 4

“j” = Any alphanumeric character. Optional. Logistics use only.

Xgen & UtiMod powerMod Part Numbering System = Xga-bcd

“Xg” = all powerMod part numbers start with ‘Xg’

“a” = 1,2,3,4,5,7, 8, A, B, C, D, E, F, G, H, J, K or L

“-” = Not Used or ‘-’, P, C, R or S

Not Used or ‘-’ = Standard model (see note below)

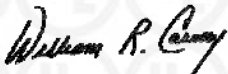
P = Specific output adjustment settings

C = Conformal coating

R = Ruggedized for vibration

S = C + R

“bcd” = Any three alphanumeric characters. Optional. Logistics use only.



William R. Carney, Director, North American Certification Programs

UL LLC

Any information and documentation involving UL Mark services are provided on behalf of UL LLC (UL) or any authorized licensee of UL. For questions, please contact a local UL Customer Service Representative at www.ul.com/contactus



CERTIFICATE OF COMPLIANCE

Certificate Number 20140214-E181875
Report Reference E181875-A2-UL
Issue Date 2014-FEBRUARY-14

Note: Use '-' to designate standard model when bcd is used. e.g. Xg4-X03
Not Used when bcd is not Used. e.g. Xg8.

Xgen powerPac Models:

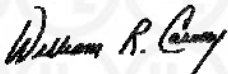
XCA, XCB, XCC, XCD, XCE, XFA, XFB, XFC, XHA, XHB, XQA, XQB, XQC, XBA, XBB, XBC, XLA, XLB, XLC, XLD, XKA, XKB, XKC, XTA, XTB.

UltiMod powerPac Models:

UX4, UX6.

Xgen & UltiMod powerMod Models:

Xg1, Xg2, Xg3, Xg4, Xg5, Xg6 (not used), Xg7, Xg8, XgA, XgB, XgC, XgD, XgE, XgF, XgG, XgH, XgJ, XgK, XgL.



William R. Carney, Director, North American Certification Programs

UL LLC

Any information and documentation involving UL Mark services are provided on behalf of UL LLC (UL) or any authorized licensee of UL. For questions, please contact a local UL Customer Service Representative at www.ul.com/contactus

